



# The Centre for Outdoor Accessibility Training

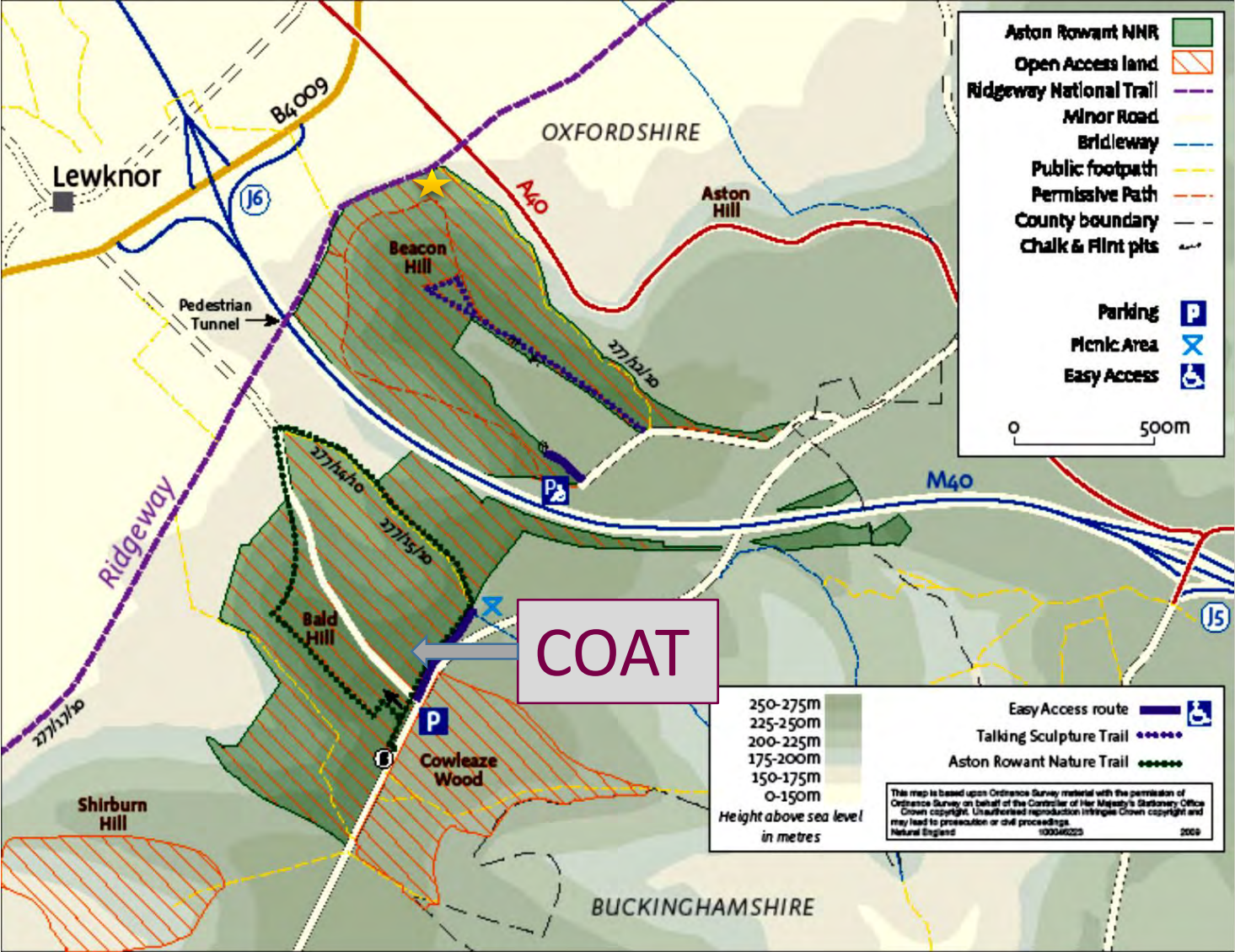
**Setting standards for countryside accessibility.**

Val Woods, Natural England




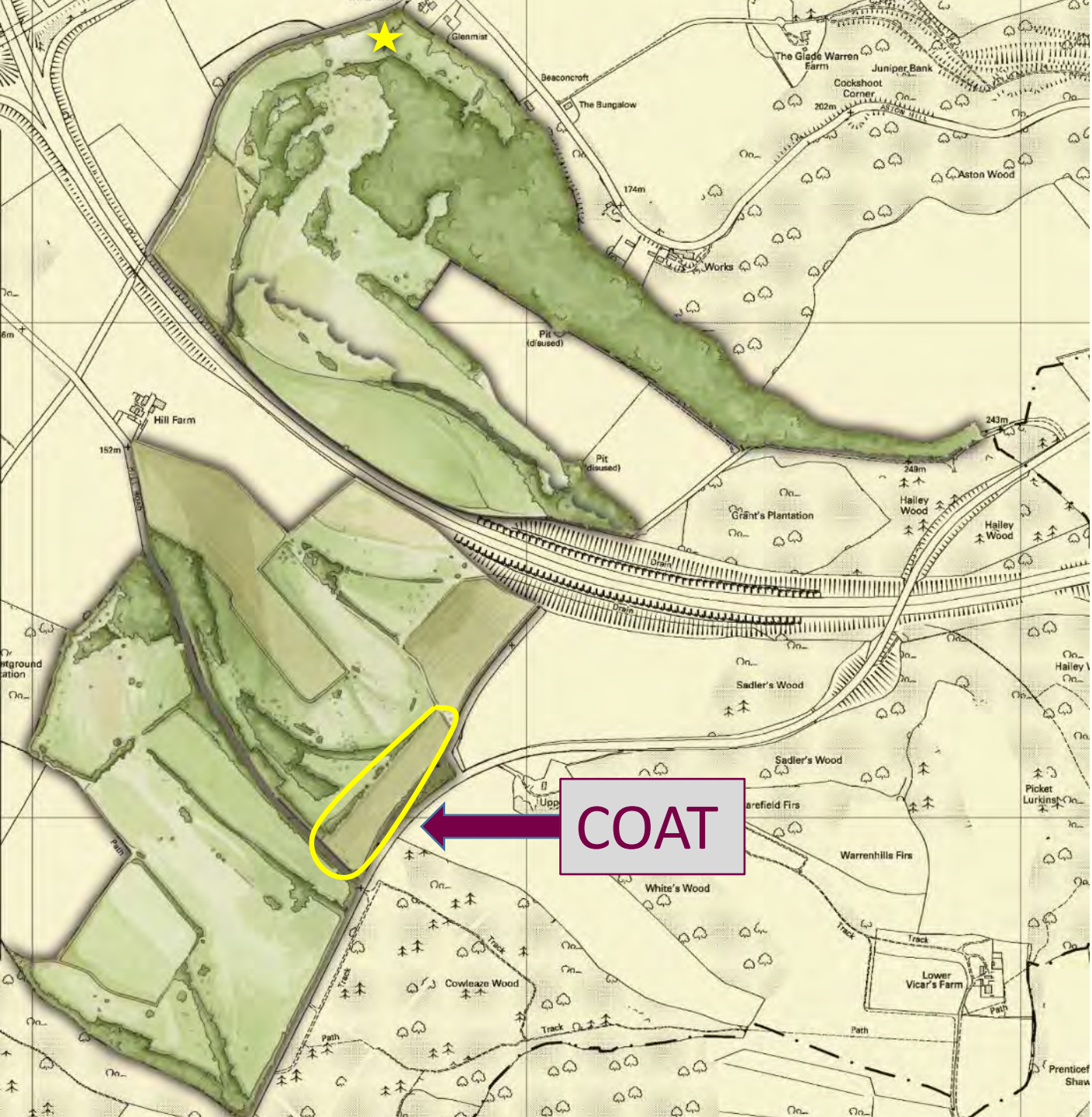
**C.O.A.T.**

# Aston Rowant NNR, Oxfordshire









- Chilterns AONB
- Chalk grassland
- Mixed scrub
- Ancient beech woodland

# The Centre for Outdoor Accessibility Training



# The Centre for Outdoor Accessibility Training

NATURAL  
ENGLAND



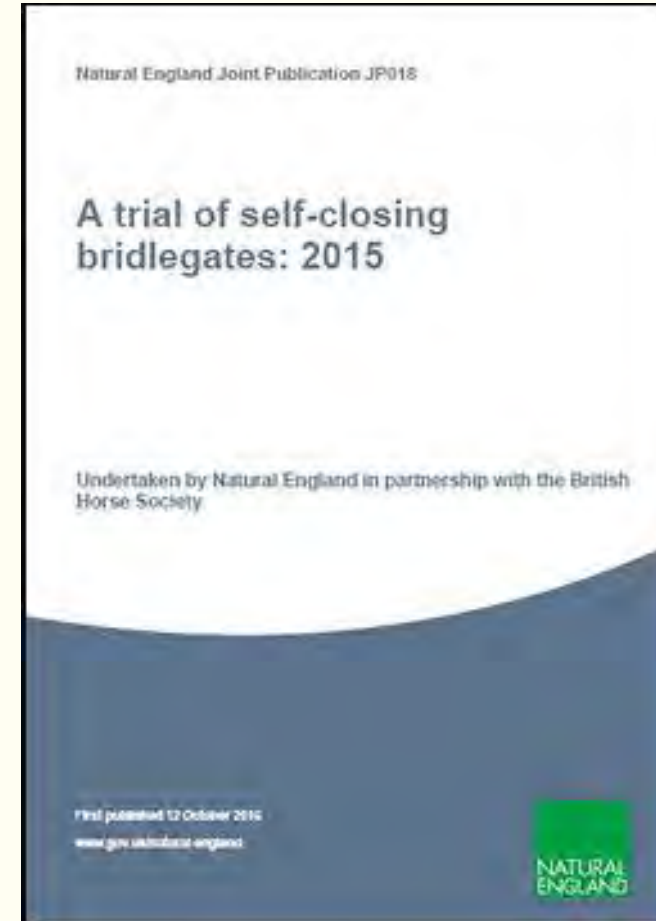


# Background

- Set up 2018
- Tom Bindoff & Chris Beney
- Aston Rowant NNR Team
- Collaboration with
  - BHS,
  - Disabled Ramblers
  - Centrewire



# Research



# What makes a gate accessible?

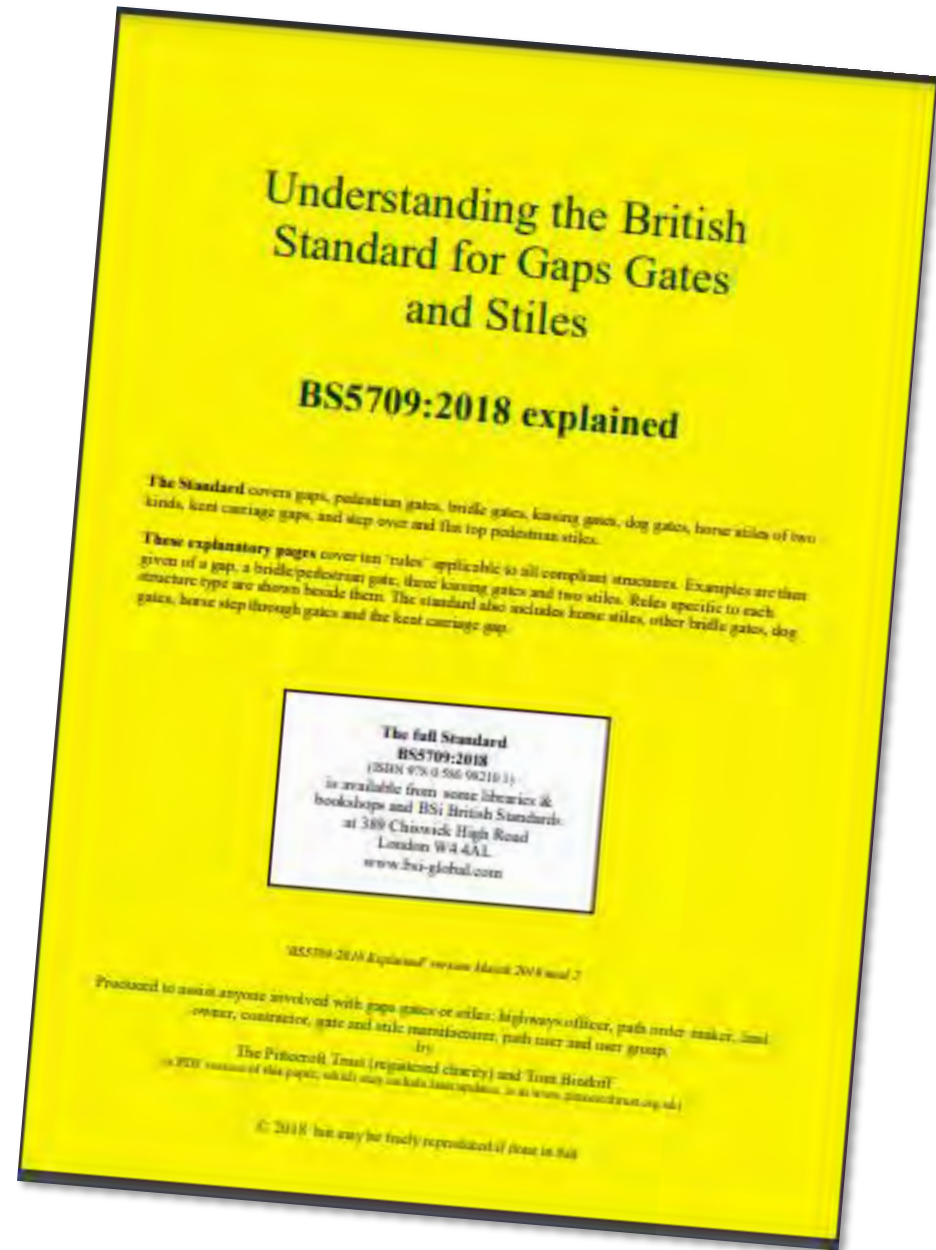
**Space** – room to manoeuvre and a well-drained surface

**Hands** – can I reach and use the handle or catch safely, and can I open the gate without needing a lot of strength.

**Body** – can I get my body, mobility scooter, pushchair, bicycle horse etc through the gate without getting caught on anything

**Close** – can I get through the gate without it hitting me and does it close automatically after I've gone through

# British Standard BS5709:2018 Gaps Gates and Stiles



# Gates & Gaps

- Least restrictive option
- Most appropriate structure or gap for location
- Visibility of latches & handles
- Width or turning space
- Surrounding manoeuvring area
- Closing time of bridle gates



# Gates & Gaps

## Least restrictive option (LRO)

**LRO**



**Worst**

- Gap
- 2-way-opening gate
- Standard gate
- Kissing gate for mobility vehicles
- Standard kissing gate
- Stile or other inaccessible structure

# Gates & Gaps

## Self-led routes for Bridleways and Footpaths

**Centre for Outdoor  
Accessibility Training (COAT)**  
Aston Rowant National Nature Reserve, Oxfordshire

**Circuits for Bridleways and Footpaths**  
In order of the least restrictive option (LRO), as detailed in BSS709:2018, the British Standard for Gaps, Gates and Stiles

Outer circuit: gaps, gates and barriers suitable for bridleways  
Inner circuit: gaps, gates and barriers suitable for footpaths

**Bridleway circuit:**

- GAP** (minimum width = 1.525m)  
Easy access for all users with minimum maintenance
- TWO WAY BRIDLE GATE**  
Two way gates allow easy access from both sides. The latch bolt is not compliant with the new BSS709:2018, to compare against gate number 3.
- TWO WAY BRIDLE GATE**  
This gate has a BSS709:2018 compliant latch 'D' loop, designed for improved safety.
- PROTOTYPE TWO WAY BRIDLE GATE**  
This gate incorporates an experimental high level opening option.
- TWO WAY BRIDLE GATE**  
A timber gate with steel frame for durability and alignment.
- COMBINED TWO WAY BRIDLE GATE AND FIELD GATE**  
Allows access for bridleway users when the field gate is locked, and access for farm machinery etc. when the whole gate is open.
- TWO WAY BRIDLE GATE**  
Widely used. Steel posts and frame ensure that the gate is low maintenance and long lasting.
- ONE WAY BRIDLE GATE**  
Recommended for roadside locations where stock control is needed. Reduces accessibility for some disabled people.

**Conventionally self-closing gates:**

**Hydraulically controlled self-closing gates:**  
Self-closing gates are often a preferred option by landowners to make sure that gates are not left open. These gates have been designed to be safe and easy to use. The hydraulic system provides improved control for closing speeds.

**Other structures:**

9 HORSE STILE  
Designed for use on bridleways where motorbikes need to be deterred. An additional gate is required for other authorized path users.

10 HORSE FRIENDLY BARRIER  
Can be used to deter motorbikes, but can be opened to provide vehicular access. An additional gate is required for other authorized path users.

**Footpath circuit:**

- GAP** (minimum width = 1.1m)  
Easy access for all users, with minimum maintenance.
- TWO WAY GATE WITH NO SELF-CLOSING SYSTEM**  
This gate is easy to open, but has to be closed by hand.

**Self-closing gates:**

- TWO WAY GATE**  
A widely used gate and latch system.
- ONE WAY GATE**  
Recommended for roadside situations where stock control is needed.
- ONE WAY GATE**  
A timber gate with a steel frame, to provide durability and permanent alignment.

**Kissing gates:**  
Kissing gates are less easy to use for pedestrians but deter cyclists from using footpaths. They are often preferred by landowners/land managers where stock is kept.

- LARGE TIMBER SELF-CLOSING KISSING GATE**  
Can be used by families with children in buggies and by most mobility vehicles.
- LARGE STEEL KISSING GATE WITH BYPASS**  
Can be used as a conventional kissing gate but also has the option to open fully using a 'radiator' key to give access to large mobility vehicles. The gate needs to be re-locked when the 'radiator' system is used.

**Other structures:**

- MOTORBIKE INHIBITOR**  
Deters motorbikes, but allows all other authorized users, including mobility vehicles users.
- VEHICLE BARRIER**  
Can be used instead of a gate where additional security is required. A bridle gate or pedestrian gate will be needed alongside on a right of way or permissive path. The barrier is designed to use the hanging post as the hinge, which limits damage by vandals.
- FIELD GATE WITH INTEGRAL PEDESTRIAN GATE**  
Used where width is limited and the field gate needs to remain locked. The integral step-through pedestrian gate is self-closing but is not accessible by all users.

www.gov.uk/natural-england Further information - email: COAT@naturalengland.org.uk

**Other structures:**

- HORSE STILE**  
Designed for use on bridleways where motorbikes need to be deterred. An additional gate is required for other authorized path users.
- HORSE FRIENDLY BARRIER**  
Can be used to deter motorbikes, but can be opened to provide vehicular access. An additional gate is required for other authorized path users.

**Footpath circuit:**

- GAP** (minimum width = 1.1m)  
Easy access for all users, with minimum maintenance.
- TWO WAY GATE WITH NO SELF-CLOSING SYSTEM**  
This gate is easy to open, but has to be closed by hand.

**Self-closing gates:**

- TWO WAY GATE**  
A widely used gate and latch system.
- ONE WAY GATE**  
Recommended for roadside situations where stock control is needed.
- ONE WAY GATE**  
A timber gate with a steel frame, to provide durability and permanent alignment.

**Kissing gates:**  
Kissing gates are less easy to use for pedestrians but deter cyclists from using footpaths. They are often preferred by landowners/land managers where stock is kept.

- LARGE TIMBER SELF-CLOSING KISSING GATE**  
Can be used by families with children in buggies and by most mobility vehicles.
- LARGE STEEL KISSING GATE WITH BYPASS**  
Can be used as a conventional kissing gate but also has the option to open fully using a 'radiator' key to give access to large mobility vehicles. The gate needs to be re-locked when the 'radiator' system is used.

**Other structures:**

- MOTORBIKE INHIBITOR**  
Deters motorbikes, but allows all other authorized users, including mobility vehicles users.
- VEHICLE BARRIER**  
Can be used instead of a gate where additional security is required. A bridle gate or pedestrian gate will be needed alongside on a right of way or permissive path. The barrier is designed to use the hanging post as the hinge, which limits damage by vandals.
- FIELD GATE WITH INTEGRAL PEDESTRIAN GATE**  
Used where width is limited and the field gate needs to remain locked. The integral step-through pedestrian gate is self-closing but is not accessible by all users.

www.gov.uk/natural-england Further information - email: COAT@naturalengland.org.uk

# Gates & other infrastructure





# Horse Riders



# All terrain mobility vehicles



# Off road test track for all-terrain mobility vehicles



# All terrain mobility vehicles



# E-Mountain trike





# Future Developments

# Training Packages



- Rights of Way
- BS5709: 2018 Gates, gaps & stiles
- All terrain mobility vehicles – delegate experience
  
- Overview of different accessibility needs
- Barriers & solutions for disability
- Communications with visitors
- Signage
- Inclusion

# Future Development

## Capital Build

- Multifunctional building
- Training room
- Engagement
- Volunteer room
  
- Changing Place facility
- Disabled toilet





# Future Development

## Infrastructure



- New gate designs
- Boardwalks
- Bridges
- Footpath surfaces
- Signage
- Seating
- Countryside code

# Thank you

---





For further information contact Val Woods:

[COAT@naturalengland.org.uk](mailto:COAT@naturalengland.org.uk)

Tel:07901 309002